



Dothan Gun Club
Bob and Weave
Course Designer: Dan Mitchell



START POSITION: Standing with both feet on X's.

GUN READY CONDITION: Pistol loaded and holstered.

STAGE PROCEDURE: Upon start signal engage targets as they become available from within the fault lines.

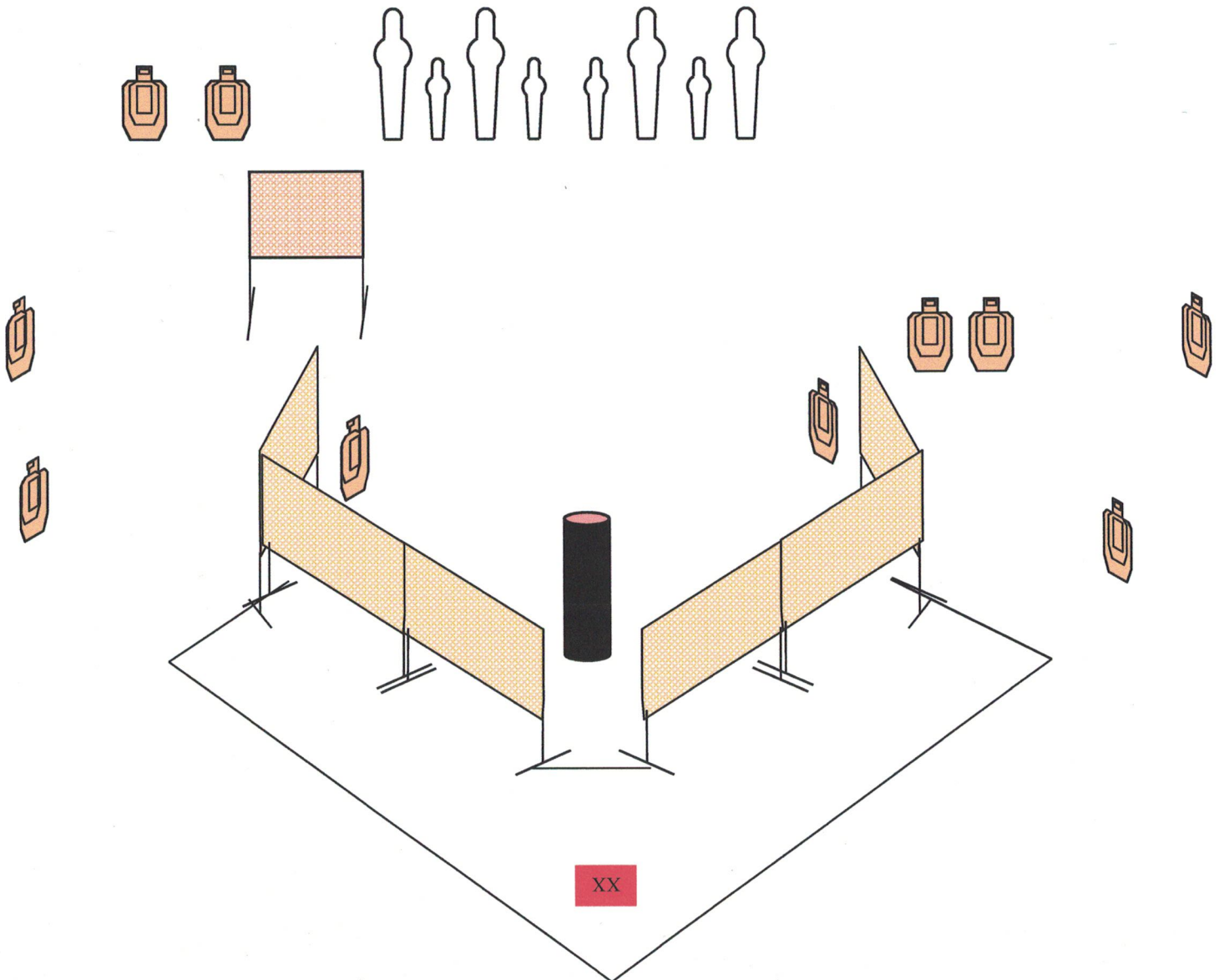
SCORING: Comstock 28 Rounds

TARGETS: 12 Metric 8 Steel

SCORED HITS: best 2 on paper, steel until down

START-STOP: Audible - Last shot

RULES: Current USPSA





Dothan Gun Club
 Every Which Way
 Course Designer: Dan Mitchell

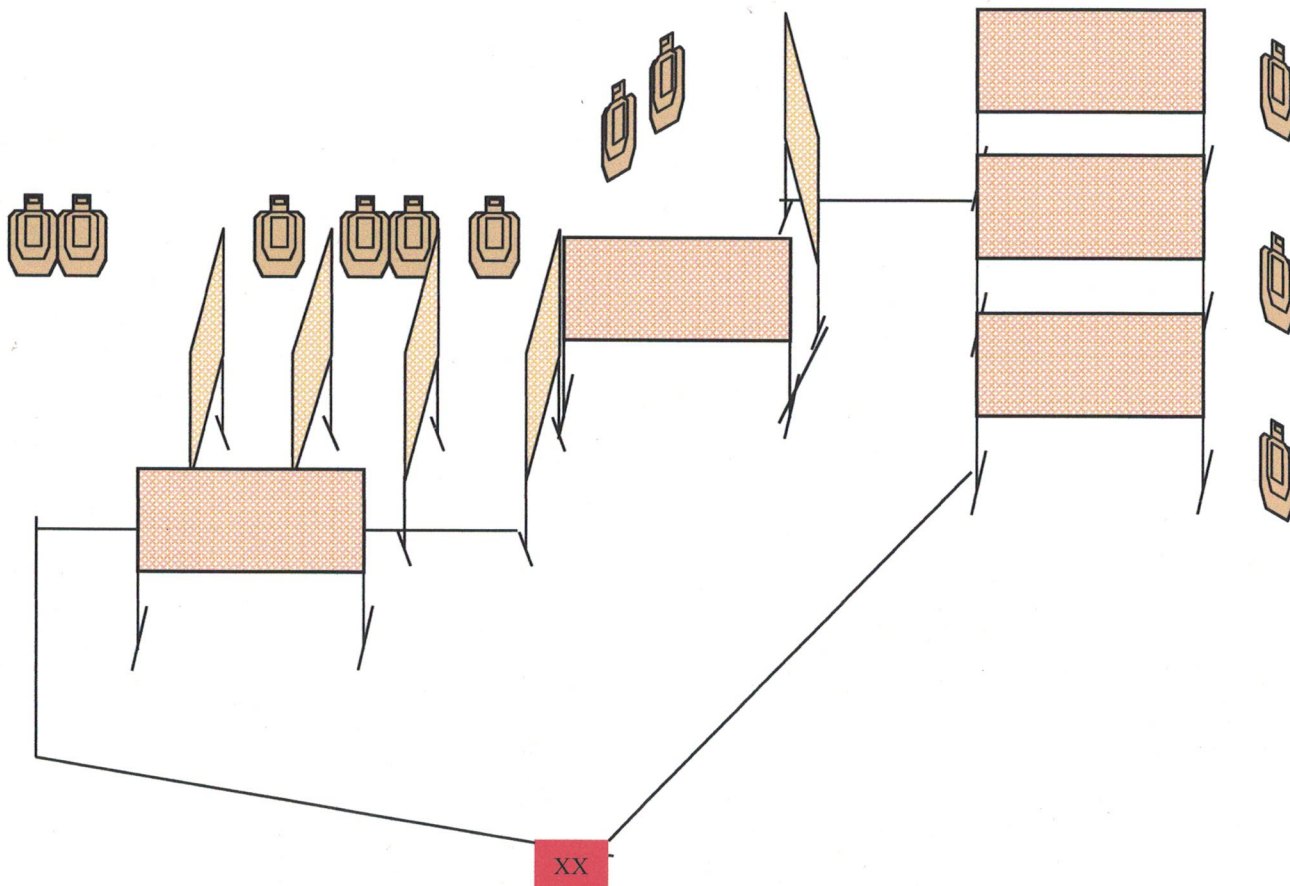



START POSITION: Standing with both feet touching X's

GUN READY CONDITION: Pistol loaded and holstered.


STAGE PROCEDURE: On start signal engage targets as they become available from within the fault lines.

SCORING: Comstock 32 rounds
SCORED HITS: Best 2 per paper, steel until down.
TARGETS: 15 Paper 02
START-STOP: Audible - Last shot
RULES: USPSA current edition



RO Notes:

Setup Notes:



Dothan Gun Club
Ready, Set, Go
Course Designer: Dan Mitchell



START POSITION: Standing inside of shooting area, hands at sides

GUN READY CONDITION: Handgun loaded and holstered.

SCORING: Comstock 13 Rounds

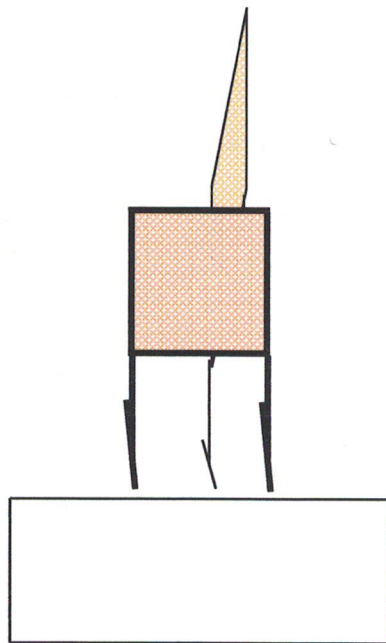
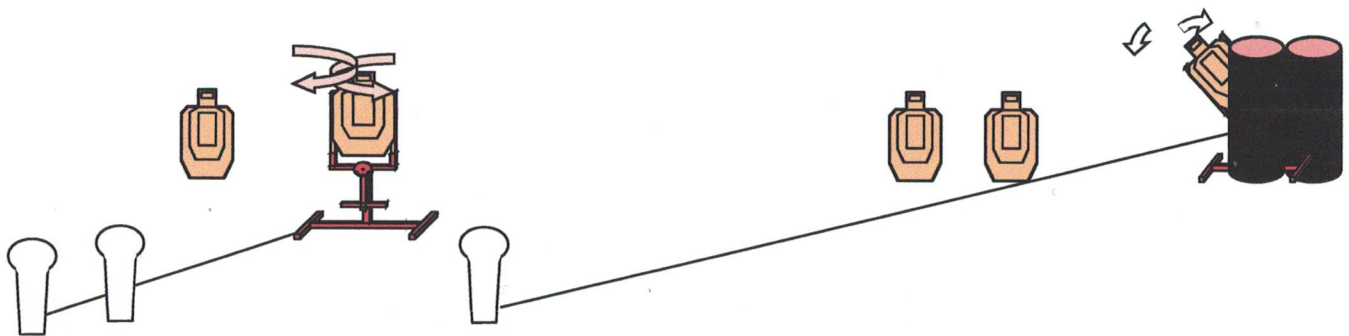
TARGETS: 5 Metric 3 Steel


SCORED HITS: Best 2 per paper, steel until down.

START-STOP: Audible- last shot

RULES: USPSA current edition

STAGE PROCEDURE: Upon start signal engage targets as they become available from within the fault lines. Turner is a disappearing target.





DOTHAN GUN CLUB

In And Out

Course Designer: Dan Mitchell



START POSITION: Standing with both feet on X's.

GUN READY CONDITION: Loaded and holstered

SCORING: Comstock, 32 rounds,

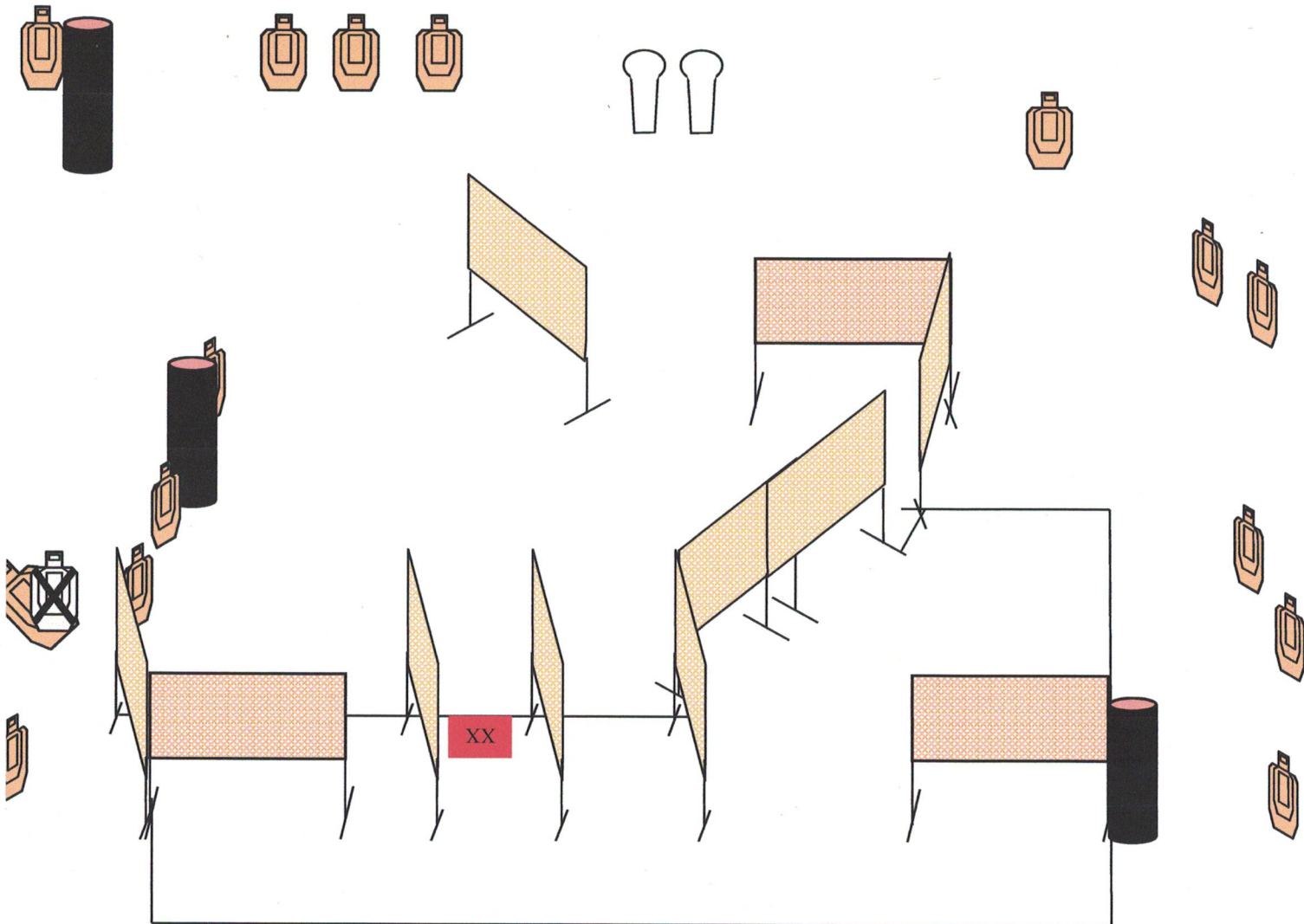
TARGETS: 16 paper 0 steel


SCORED HITS: Best 2 on paper Steel until down

START-STOP: Audible - Last shot

RULES: USPSA current edition

STAGE PROCEDURE: Upon start signal, engage targets as they become available from within the fault lines.





**Dothan Gun Club
3 Alphas
Course Designer: Dan Mitchell**



START POSITION: Standing with both feet touching X's

GUN: Pistol loaded and holstered.

SCORING: Comstock 30 rounds

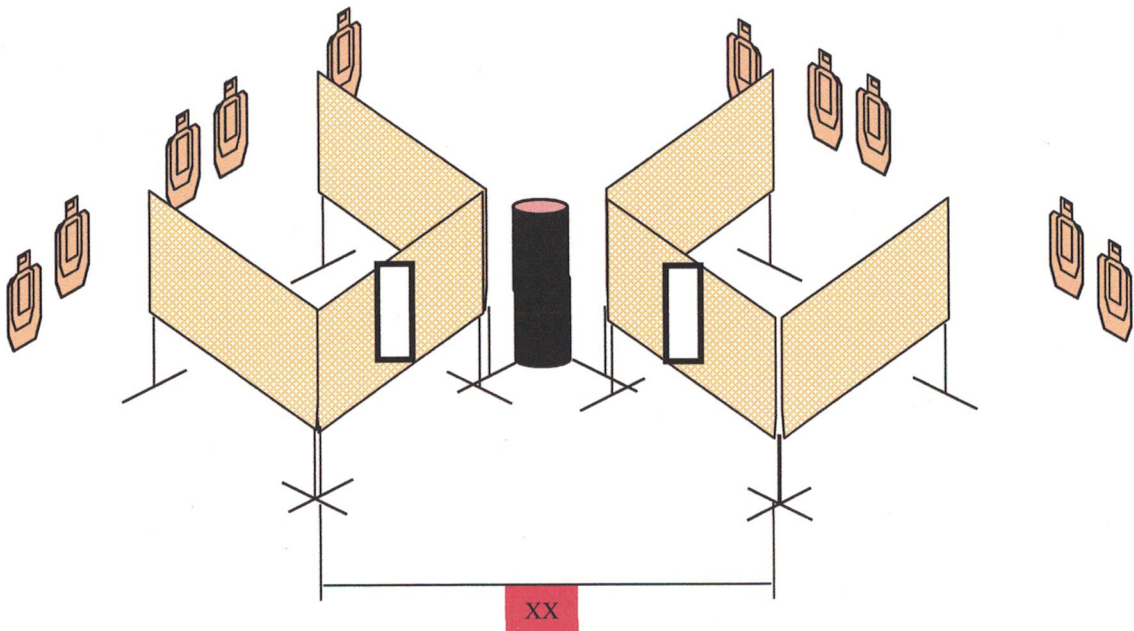
TARGETS: 14 paper 0 steel

STAGE PROCEDURE: On start signal, engage targets with 3 rounds each as they become available from within the fault lines.

SCORED HITS: best 3 on paper, steel until down

START-STOP: Audible - Last shot

RULES: USPSA current edition





Dothan Gun Club
It's Complicated
Course Designer: Dan Mitchell

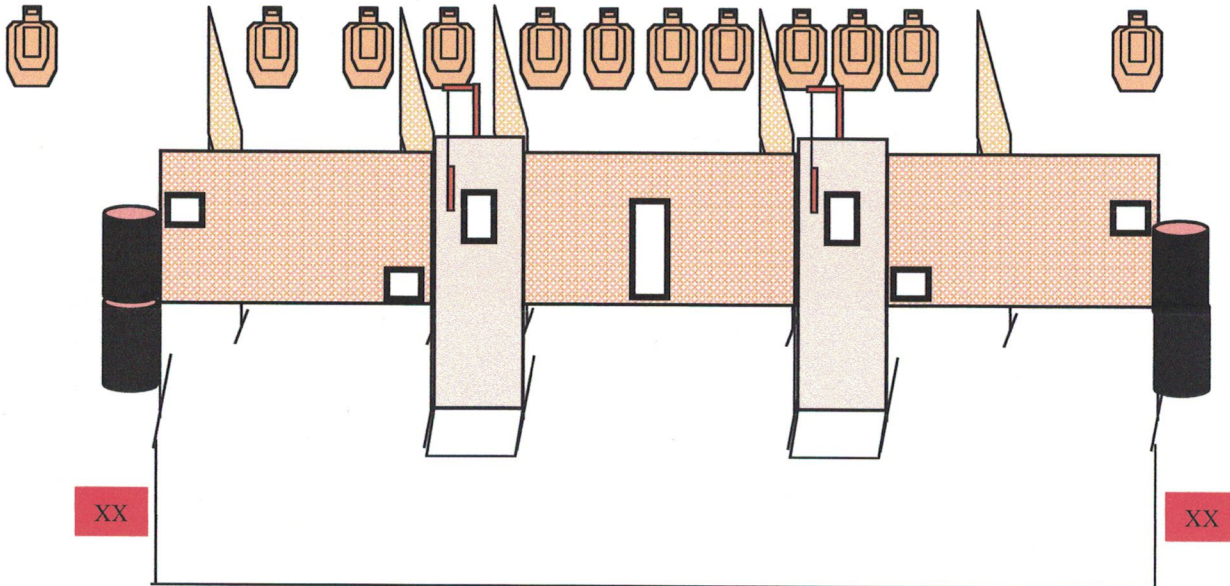


START POSITION: Standing with both feet touching either set of X's

GUN READY CONDITION: Pistol loaded and holstered

SCORING: Comstock 24 rounds
SCORED HITS: Best 2 per paper, steel until down.
TARGETS: 12 Metric 0 Steel
START-STOP: Audible - Last shot
RULES: USPSA current edition

STAGE PROCEDURE: On start signal engage targets as they become available from within the fault lines.



RO Notes:

Setup Notes:



DOTHAN GUN CLUB

Which Way

Course Designer: Dan Mitchell

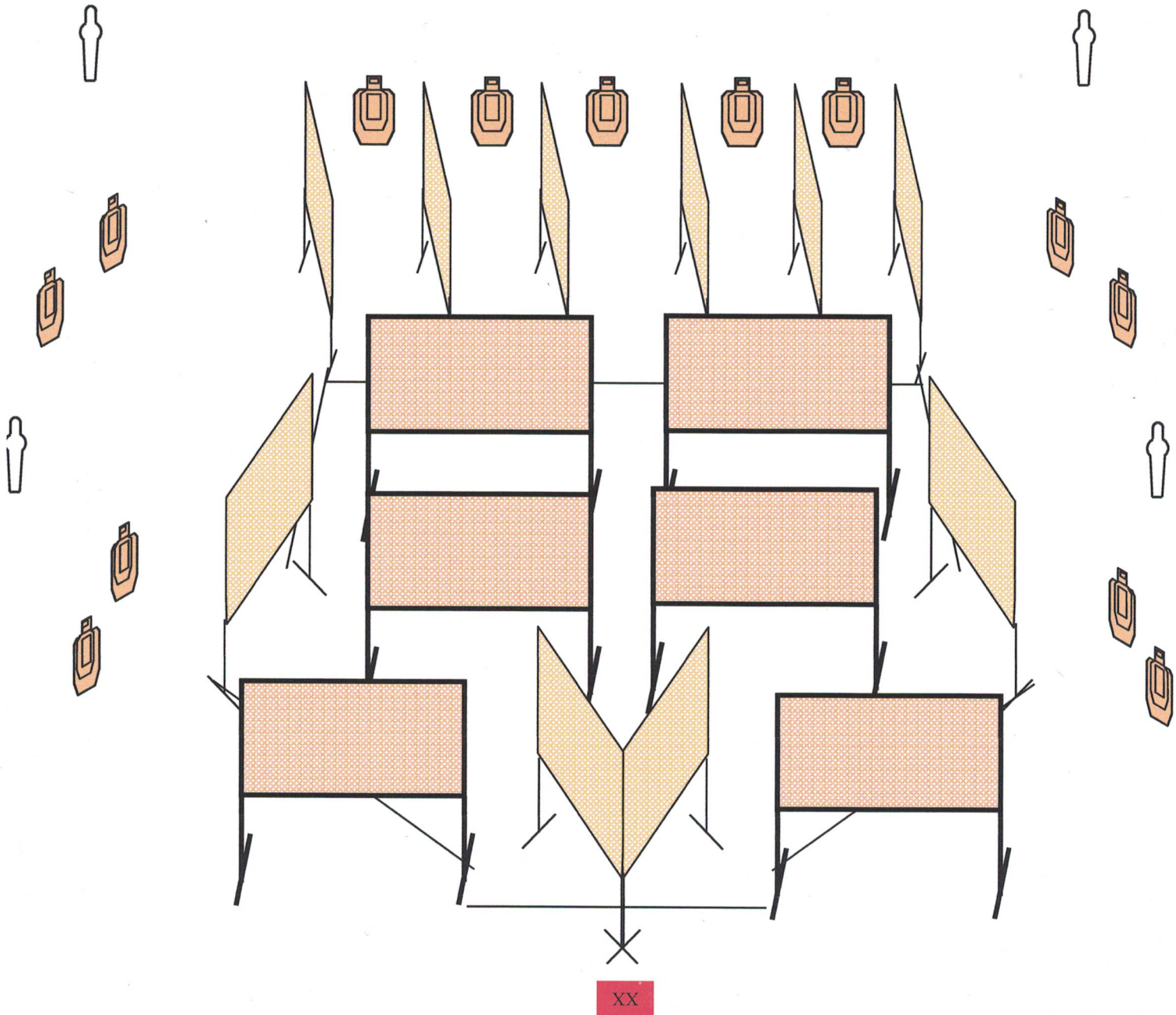


START POSITION: Standing with both feet on X's

GUN READY CONDITION: Handgun loaded and holstered

SCORING: Comstock, 30 rounds,
TARGETS: 13 paper 4 steel
SCORED HITS: Best 2 per paper, steel until down
START-STOP: Audible - Last shot
RULES: USPSA current edition

STAGE PROCEDURE: Upon start signal, engage all targets as they become available from within the fault lines.





Dothan Gun Club

Freestyle

Course Designer: Dan Mitchell



START POSITION: Standing with both feet touching X's

GUN READY CONDITION: Pistol loaded and holstered

SCORING:

Comstock 31 rounds

SCORED HITS:

Best 2 per paper, steel until down.

TARGETS:

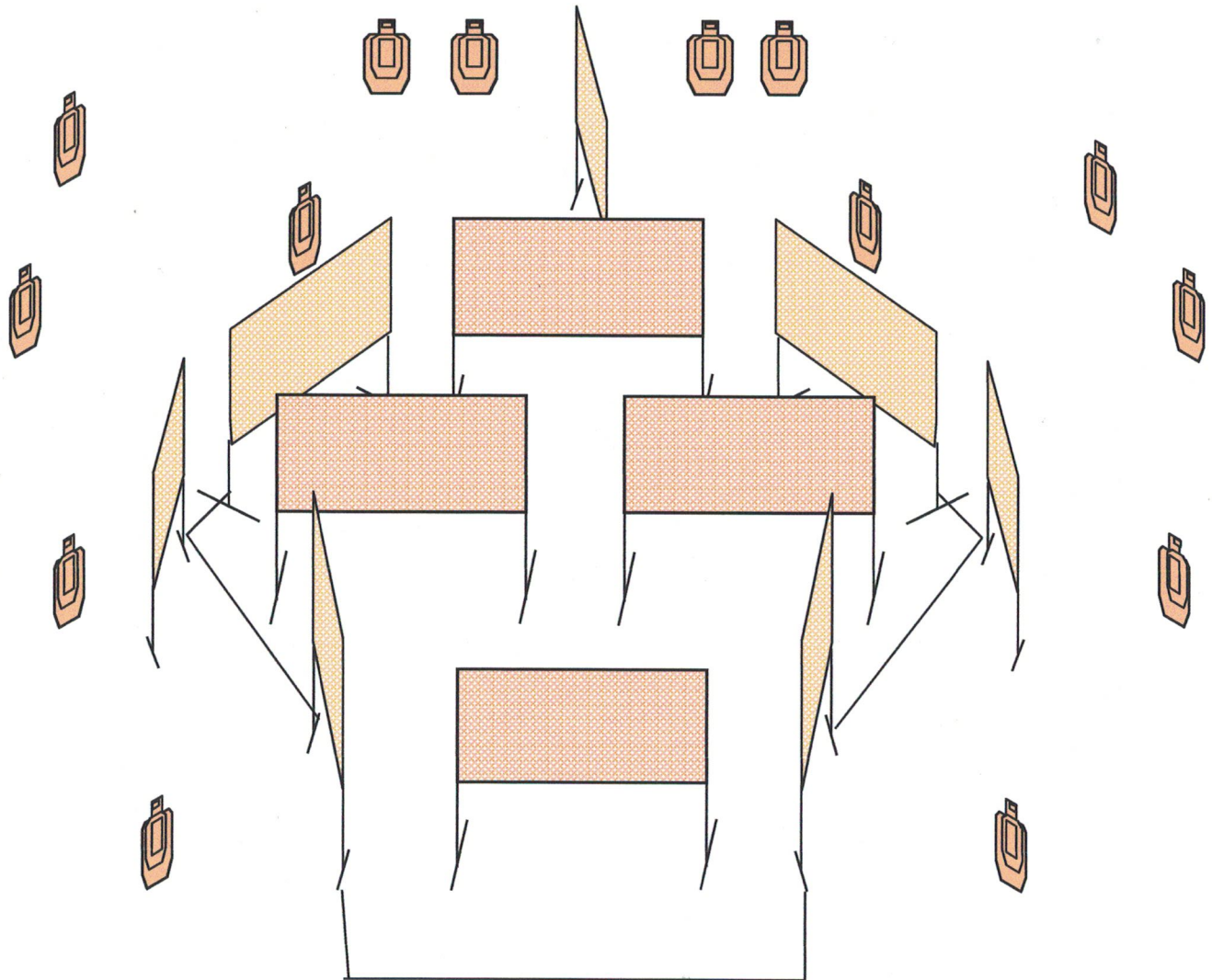
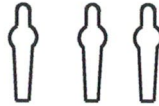
14 Paper 3 Steel

START-STOP:

Audible - Last shot

RULES:

USPSA current edition



XX

RO Notes:

Setup Notes:



DOTHAN GUN CLUB
Peek A Boo
 Course Designer: Dan Mitchell






START POSITION: Standing in box hands above respective shoulders

GUN READY CONDITION: Handgun loaded and holstered.

SCORING: Comstock, 8 rounds,
TARGETS: 2 Paper 4 Steel
SCORED HITS: Best 2 on paper Steel until down
START-STOP: Audible – last shot
RULES: USPSA current edition

STAGE PROCEDURE: Upon start signal, engage targets as they become available from within the box.





Dothan Gun Club
Better Aim II
Course Designer: Dan Mitchell



START POSITION: Standing in box with wrist above respective shoulders.

GUN READY CONDITION: Pistol loaded and holstered.

STAGE PROCEDURE: Upon start signal engage targets as they become available from the box.

SCORING: Comstock 8 Rounds
TARGETS: 0 Metric 8 Steel
SCORED HITS: Steel until down
START-STOP: Audible - Last shot
RULES: USPSA Current edition

