

Stage 1: Way Down Yonder

2017 SC State Championship

TARGETS: 16 Classic Paper, 2 Classic Popper

SCORED RDS & POINTS AVAILABLE: 34/170

SCORED HITS: Best 2 per paper. Steel must fall. **START SIGNAL:** Audible **STOP SIGNAL:** Last Shot

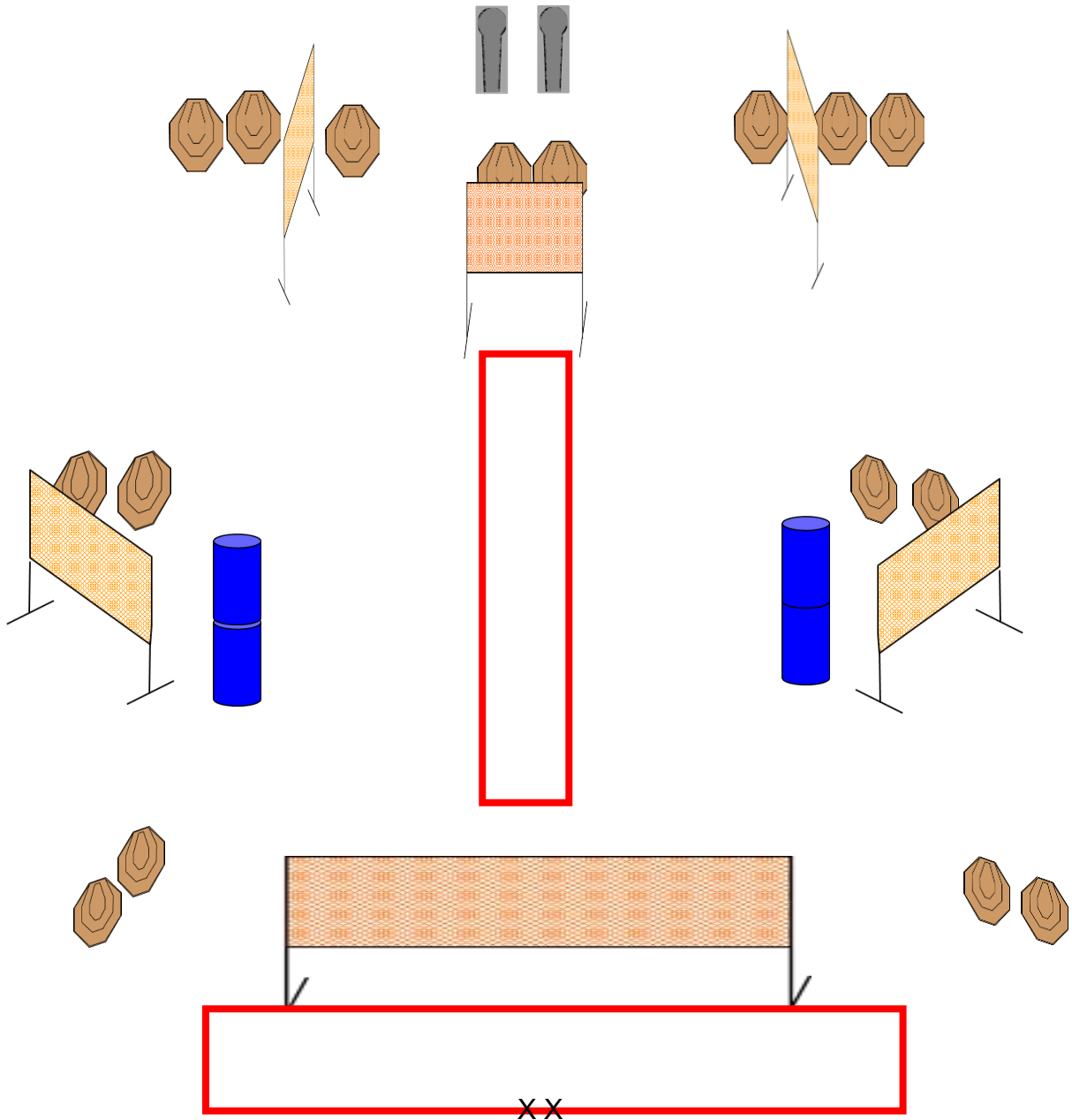
PENALTIES: -10 miss, -10 each procedural error, -10 each No-Shoot hit

STAGE DESIGNER: Jack Suber

RULES: USPSA Practical Shooting Handbook, current edition

COMSTOCK

LONG COURSE



STAGE PROCEDURE: Starting position is standing in shooting area A, hands relaxed at sides, heels touching marks. Handgun is loaded and holstered as per ready condition 8.1.1 and 8.1.2. PCC is loaded per PCC 8.1.6, with carbine held in both hands, stock on belt, and muzzle downrange. At the audible signal, engage all targets as they become available from within either shooting area.

Stage 2: Long Run

2017 SC State Championship

TARGETS: 15 Classic Paper

SCORED RDS & POINTS AVAILABLE: 30/150

SCORED HITS: Best 2 per paper **START SIGNAL:** Audible

PENALTIES: -10 miss, -10 each procedural error, -10 each No-Shoot hit

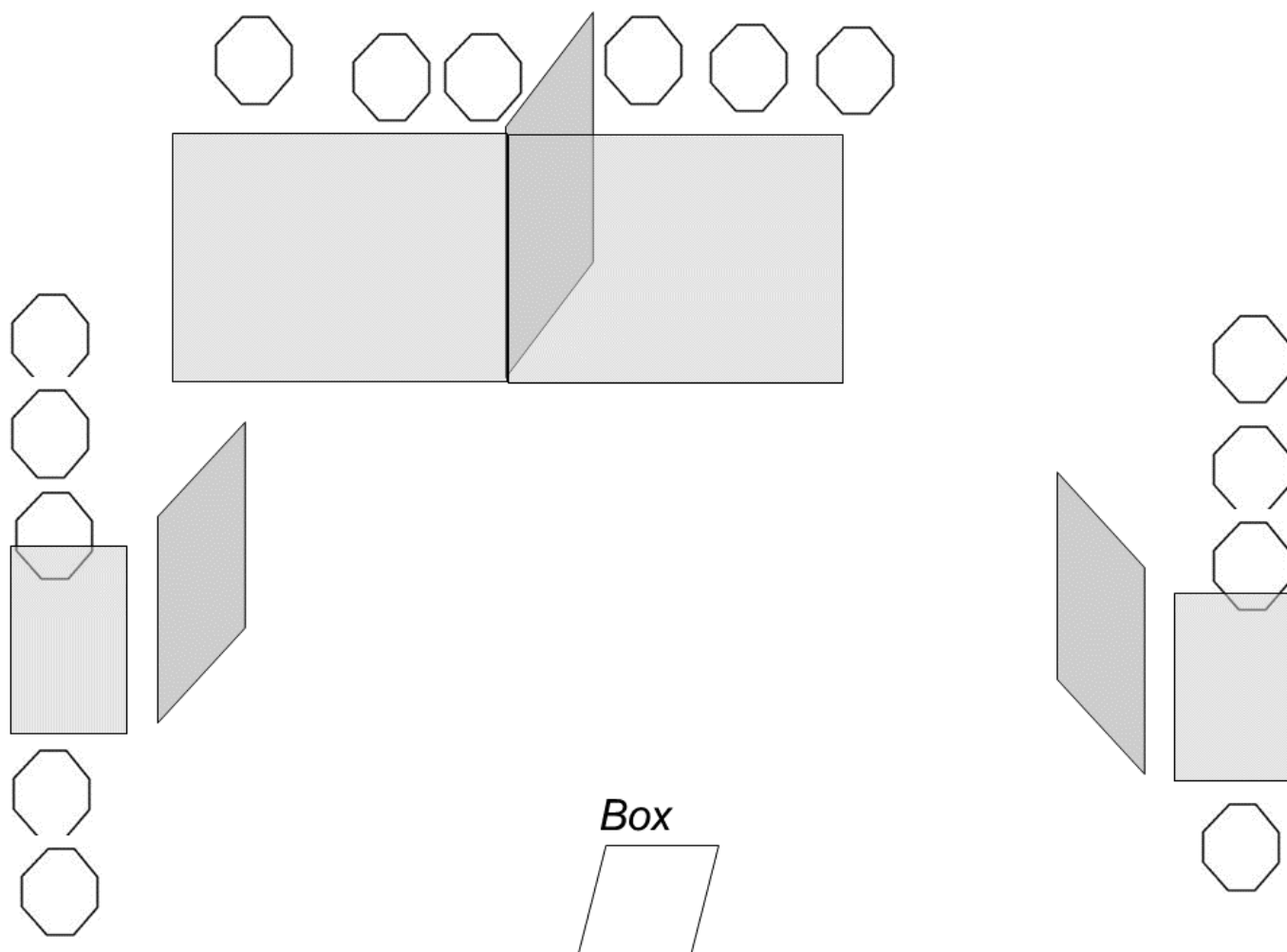
STAGE DESIGNER: Donnie Bryson

COMSTOCK

LONG COURSE

STOP SIGNAL: Last Shot

Rules: USPSA Practical Shooting Handbook, current edition



STAGE PROCEDURE: Starting position is standing in the box, with your hands relaxed at your sides. Handgun is loaded and holstered as per ready condition 8.1.1 and 8.1.2. PCC is loaded per PCC 8.1.6, with carbine held in both hands, stock on belt, and muzzle downrange. At the audible signal, engage all targets as available.

Stage 3: Cross Up

2017 SC State Championship

TARGETS: 16 Metric Paper

SCORED RDS & POINTS AVAILABLE: 32/160

SCORED HITS: Best 2 per paper

PENALTIES: -10 miss, -10 each procedural error, -10 each No-Shoot hit

STAGE DESIGNER: Donnie Bryson

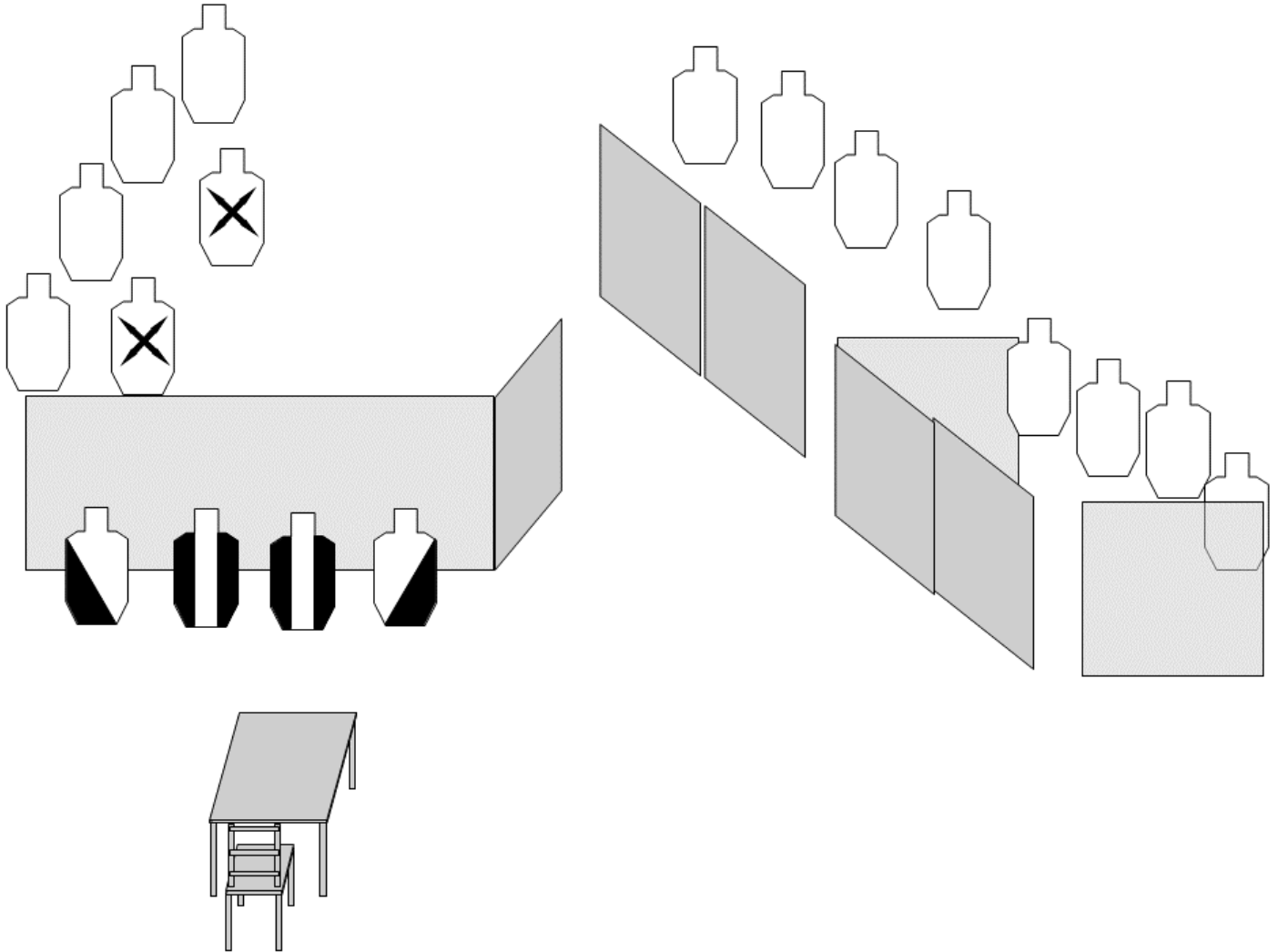
COMSTOCK

LONG COURSE

START SIGNAL: Audible

STOP SIGNAL: Last Shot

Rules: USPSA Practical Shooting Handbook, current edition



STAGE PROCEDURE: Starting position is seated at the table, with your hands touching the marks. Handgun is loaded and holstered as per ready condition 8.1.1 and 8.1.2. PCC is loaded per PCC 8.1.6, with carbine held in both hands, stock on belt, and muzzle downrange. At the audible signal, engage all targets as available.

Stage 4: MuffinPot's Revenge

2017 SC State Championship

TARGETS: 12 Metric Paper, 2 Pepper Popper, 2 Mini Pepper Popper

SCORED RDS & POINTS AVAILABLE: 28/140

COMSTOCK

LONG COURSE

SCORED HITS: Best 2 per paper. Steel must fall.

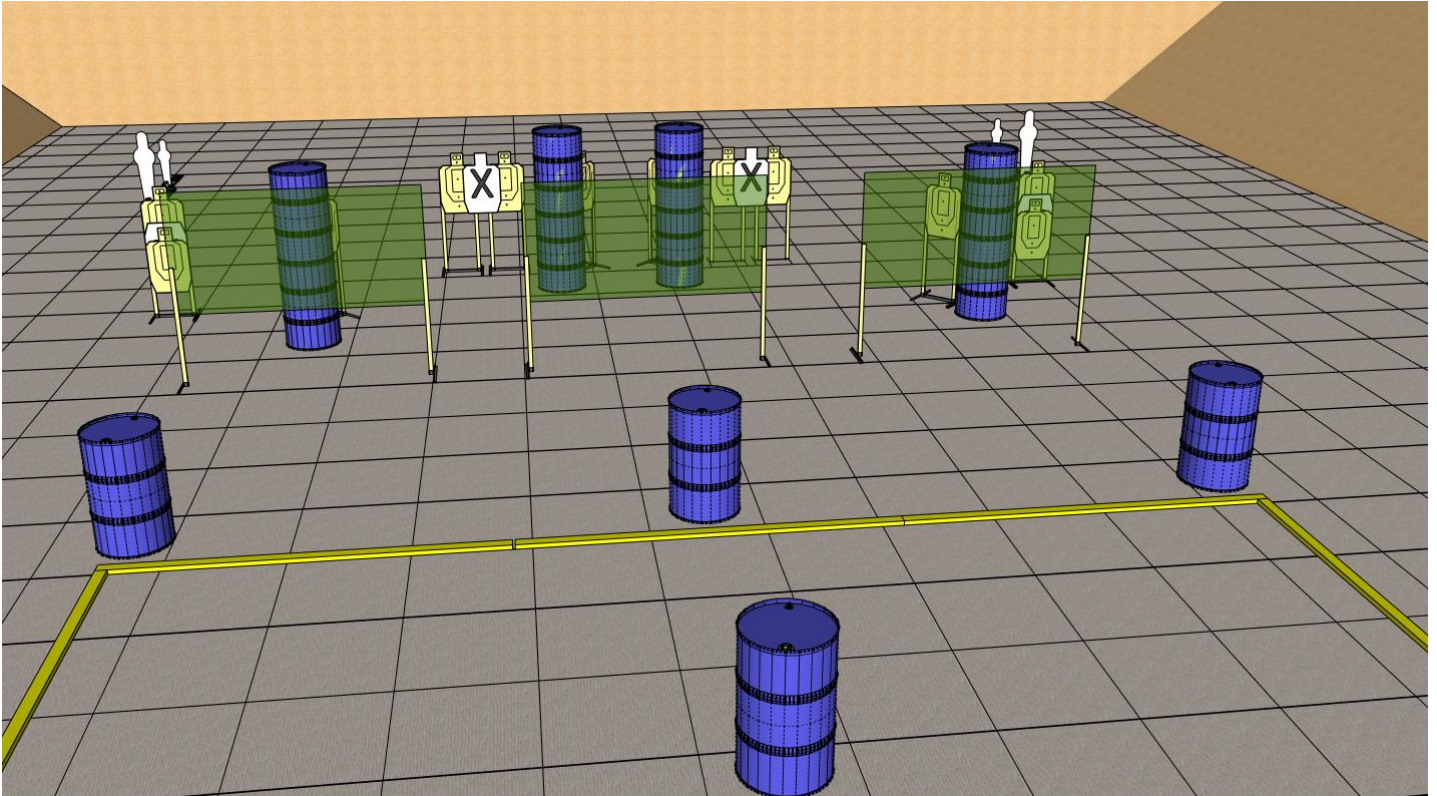
PENALTIES: -10 miss, -10 each procedural error, -10 each No-Shoot hit

START SIGNAL: Audible

STOP SIGNAL: Last Shot

STAGE DESIGNER: Tim Voravudhi & Chris Kozell

Rules: USPSA Practical Shooting Handbook, current edition



STAGE PROCEDURE: Facing down range, both hands touching rear barrel. Gun is UNLOADED, pointed downrange, flat on rear barrel X mark. All magazines to be used are on any barrels. At the audible signal, engage all targets from within fault lines.

Stage 5: Everything Is Awesome

2017 SC State Championship

TARGETS: 11 Metric Paper, 2 Pepper Popper, 2 Mini Pepper Popper

SCORED RDS & POINTS AVAILABLE: 26/130

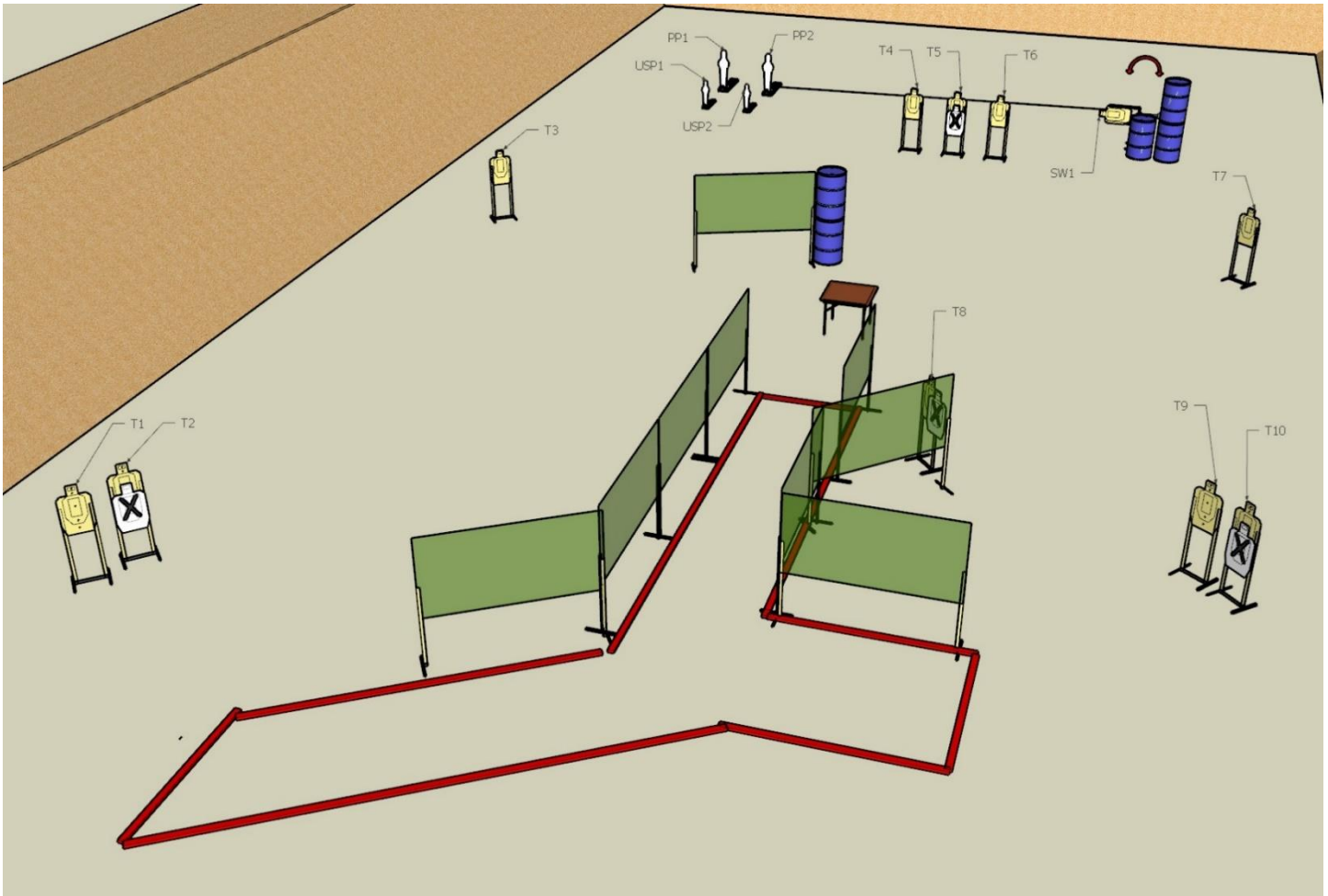
SCORED HITS: Best 2 per paper. Steel must fall. **START SIGNAL:** Audible **STOP SIGNAL:** Last Shot

PENALTIES: -10 miss, -10 each procedural error, -10 each No-Shoot hit

STAGE DESIGNER: Palmetto Gun Club **Rules:** USPSA Practical Shooting Handbook, current edition

COMSTOCK

LONG COURSE



STAGE PROCEDURE: Start position is standing outside of the shooting area, heels touching fault line, handgun loaded on table, muzzle pointed generally down range, wrists below belt. PCC: Standing outside of the shooting area, heels touching fault line, gun loaded (per PCC 8.16) on table, muzzle pointed generally down range, wrists below belt. PP2 activates Swinger 1 (SW1), which remains visible at rest. At the audible signal, engage all targets from within fault lines.

Stage 6: Timing Is Everything

2017 SC State Championship

TARGETS: 7 Metric Paper, 1 Pepper Popper, 2 Mini Pepper Popper

SCORED RDS & POINTS AVAILABLE: 17/85

SCORED HITS: Best 2 per paper. Steel must fall.

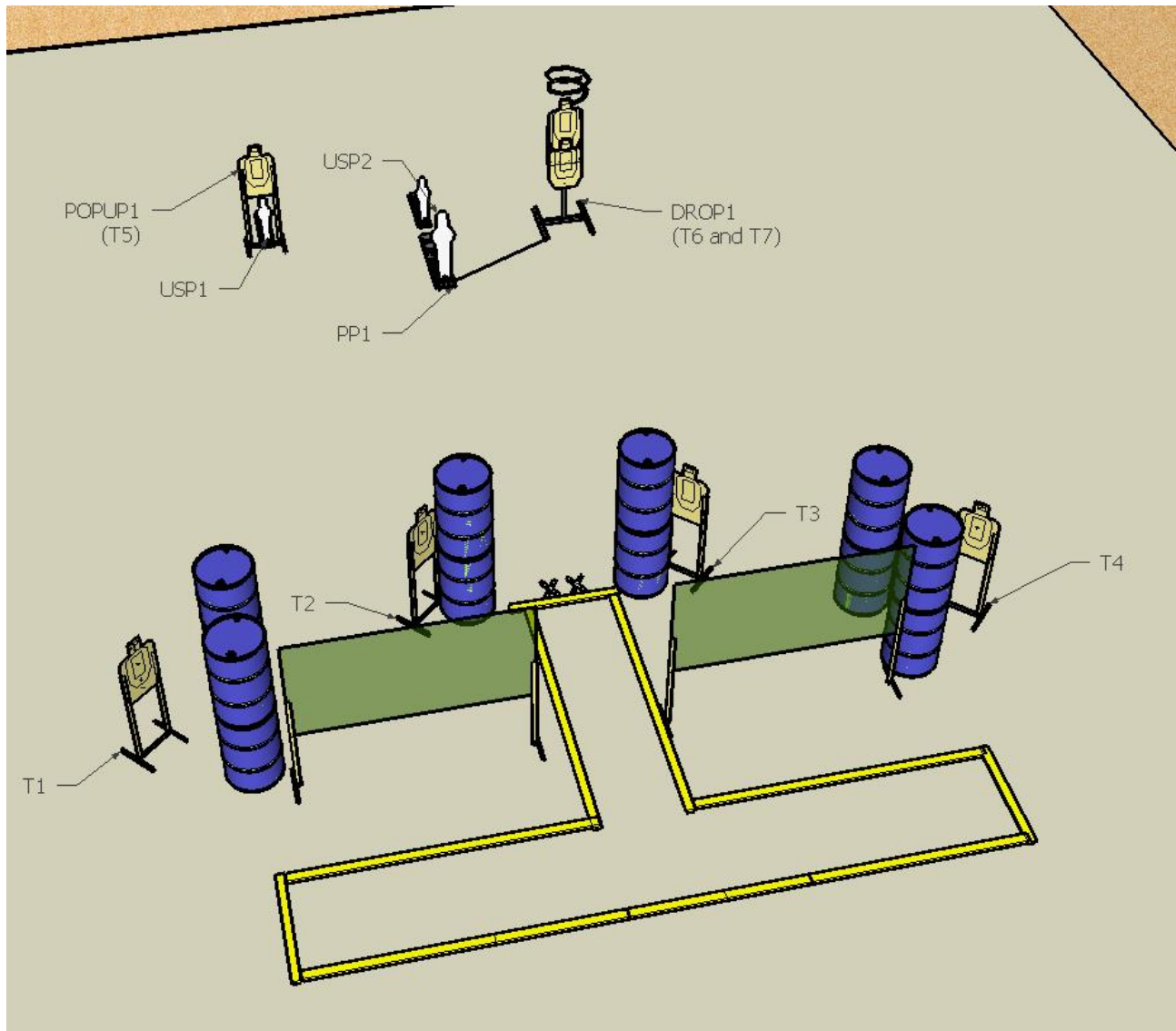
PENALTIES: -10 miss, -10 each procedural error, -10 each No-Shoot hit

START SIGNAL: Audible

STOP SIGNAL: Last Shot

STAGE DESIGNER: Palmetto Gun Club **Rules:** USPSA Practical Shooting Handbook, current edition

**COMSTOCK
LONG COURSE**



STAGE PROCEDURE: Start position is standing outside of the shooting area, heels on the Xs, handgun loaded and holstered, facing downrange, hands relaxed at sides. PCC loaded per PCC 8.16, muzzle downrange, both hands on carbine, buttstock touching belt, facing downrange. On signal, engage targets from within the fault lines.

USP1 activates POPUP1 (T5) and remains visible at rest. PP1 activates DROP1 --- presenting targets T6 and T7, both of which are disappearing targets. USP2 is visible both from the front of the shooting area and the back of the shooting area.

Stage 7: Natcho Muffins

2017 SC State Championship

TARGETS: 16 Metric Paper

SCORED RDS & POINTS AVAILABLE: 32/160

SCORED HITS: Best 2 per paper. **START SIGNAL:** Audible **STOP SIGNAL:** Last Shot

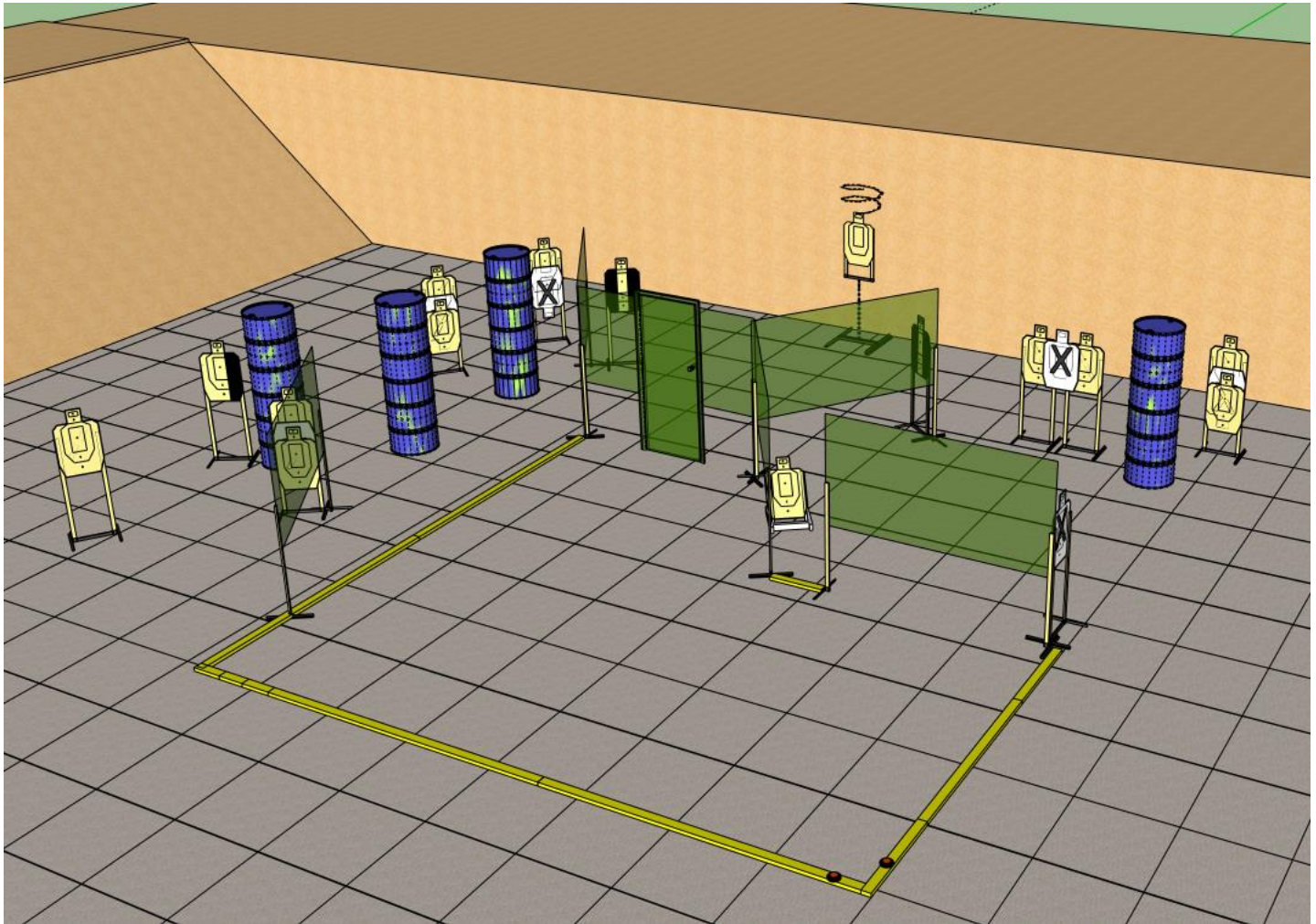
PENALTIES: -10 miss, -10 each procedural error, -10 each No-Shoot hit

STAGE DESIGNER: Tim Voravudhi & Chris Kozell

Rules: USPSA Practical Shooting Handbook, current edition

COMSTOCK

LONG COURSE



STAGE PROCEDURE: Handgun is loaded and holstered as per ready condition 8.1.1 and 8.1.2. Facing uprange, toes on marks, hands on top of head. PCC loaded per PCC 8.16, muzzle downrange, both hands on carbine, buttstock touching belt, facing downrange with toes on marks. On signal engage targets from within fault lines.

Drop turner is activated by opening door and is a disappearing target.

Stage 8: I Walk The Line

2017 SC State Championship

TARGETS: 16 Metric Paper

SCORED RDS & POINTS AVAILABLE: 32/160

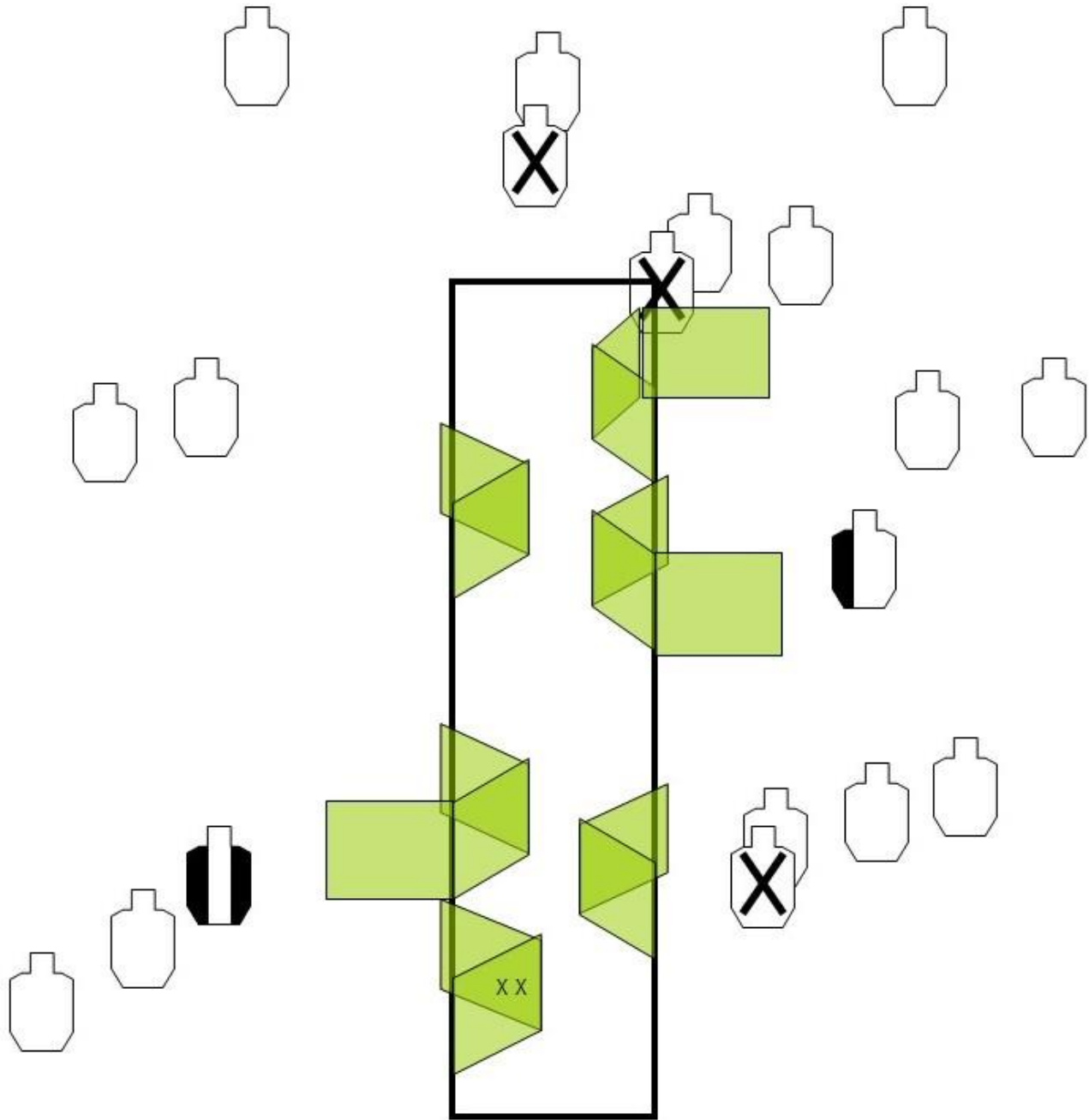
SCORED HITS: Best 2 per paper. **START SIGNAL:** Audible **STOP SIGNAL:** Last Shot

PENALTIES: -10 miss, -10 each procedural error, -10 each No-Shoot hit

STAGE DESIGNER: Paul Beck **Rules:** USPSA Practical Shooting Handbook, current edition

COMSTOCK

LONG COURSE



STAGE PROCEDURE: Handgun is loaded and holstered as per ready condition 8.1.1 and 8.1.2. Hands touching marks. PCC loaded per PCC 8.16, muzzle touching marks, both hands on carbine, buttstock touching belt. On signal engage targets from within fault lines.

Stage 9: Lucille

2017 SC State Championship

TARGETS: 16 Metric Paper

SCORED RDS & POINTS AVAILABLE: 32/160

SCORED HITS: Best 2 per paper. **START SIGNAL:** Audible **STOP SIGNAL:** Last Shot

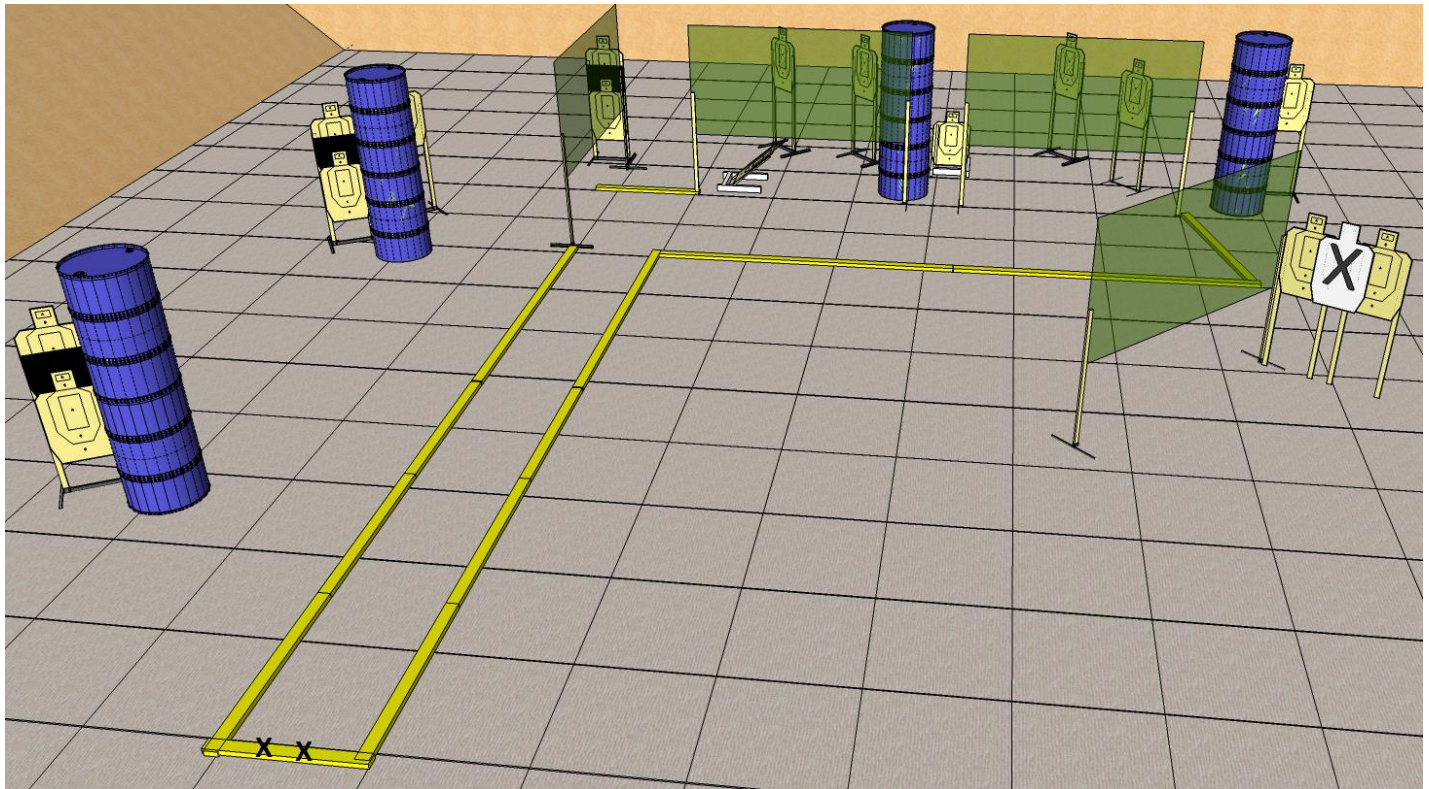
PENALTIES: -10 miss, -10 each procedural error, -10 each No-Shoot hit

STAGE DESIGNER: Tim Voravudhi & Chris Kozell

Rules: USPSA Practical Shooting Handbook, current edition

COMSTOCK

LONG COURSE



STAGE PROCEDURE: Handgun is loaded and holstered as per ready condition 8.1.1 and 8.1.2. Facing downrange, heels on marks, each hand touching opposite shoulder. PCC loaded per PCC 8.16, both hands on carbine, buttstock touching belt, muzzle downrange. Facing downrange, with heels on marks. On signal engage targets from within fault lines.